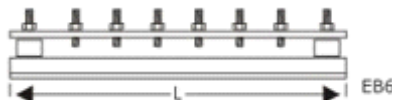
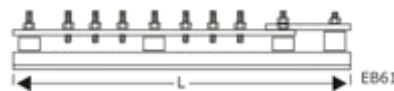
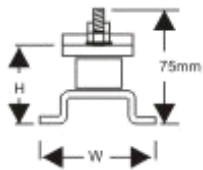


EARTH BARS AND DISCONNECTING LINKS



MATERIAL :
 BAR - HARD DRAWN COPPER AS PER BS: 1432 C101
 FASTENERS - BRONZE & SS
 CHANNEL BASE - POWDER COATED MS
 INSULATORS - DMC / REINFORCED POLYESTER.

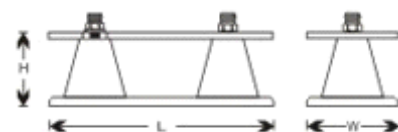
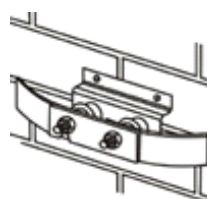


PRODUCT REF.	TERMINALS	W	H	L (LINK-0)	PRODUCT REF.	L (LINK-1)	PRODUCT REF.	L (LINK-2)
HGEB6	6	90	48	400	HGEBL61	475	HGEBL62	550
HGEB8	8	90	48	500	HGEBL81	575	HGEBL82	650
HGEB10	10	90	48	650	HGEBL101	725	HGEBL102	800
HGEB12	12	90	48	750	HGEBL121	825	HGEBL122	900
HGEB14	14	90	48	850	HGEBL141	925	HGEBL142	1000
HGEB16	16	90	48	950	HGEBL161	1025	HGEBL162	1100
HGEB18	18	90	48	1050	HGEBL181	1125	HGEBL182	1200
HGEB20	20	90	48	1200	HGEBL201	1275	HGEBL202	1350
HGEB22	22	90	48	1300	HGEBL221	1375	HGEBL222	1450
HGEB24	24	90	48	1400	HGEBL241	1475	HGEBL242	1550
HGEB26	26	90	48	1500	HGEBL261	1575	HGEBL262	1650
HGEB28	28	90	48	1650	HGEBL281	1725	HGEBL282	1800
HGEB30	30	90	48	1750	HGEBL301	1825	HGEBL302	1900



DCL1

PRODUCT REF.	L	W	H
HGDCL1	125	50	48



DCL1